

No census until 2013: Now what?

Mike Berry, Census User Needs Consultant
Aaron Norgrove, Senior Census Analyst

Overview

- ◎ 2013 Census
- ◎ Population estimates and projections
- ◎ Alternative data sources to census variables
- ◎ Future census development
- ◎ More information

2013 Census

- ⊙ 2011 Census delayed because of the Christchurch earthquake
- ⊙ Consulted key users to determine March 2013 timing
- ⊙ Strategy is essentially a re-run of the 2011 Census

Our plan for the 2013 Census

- ⊙ Reuse 2011 Census forms and guide notes
 - ⊙ No new topics
- ⊙ Reuse collection processes and systems
 - With some improvements
- ⊙ Ensure high online response
- ⊙ Deliver same volume of products and services as planned for 2011

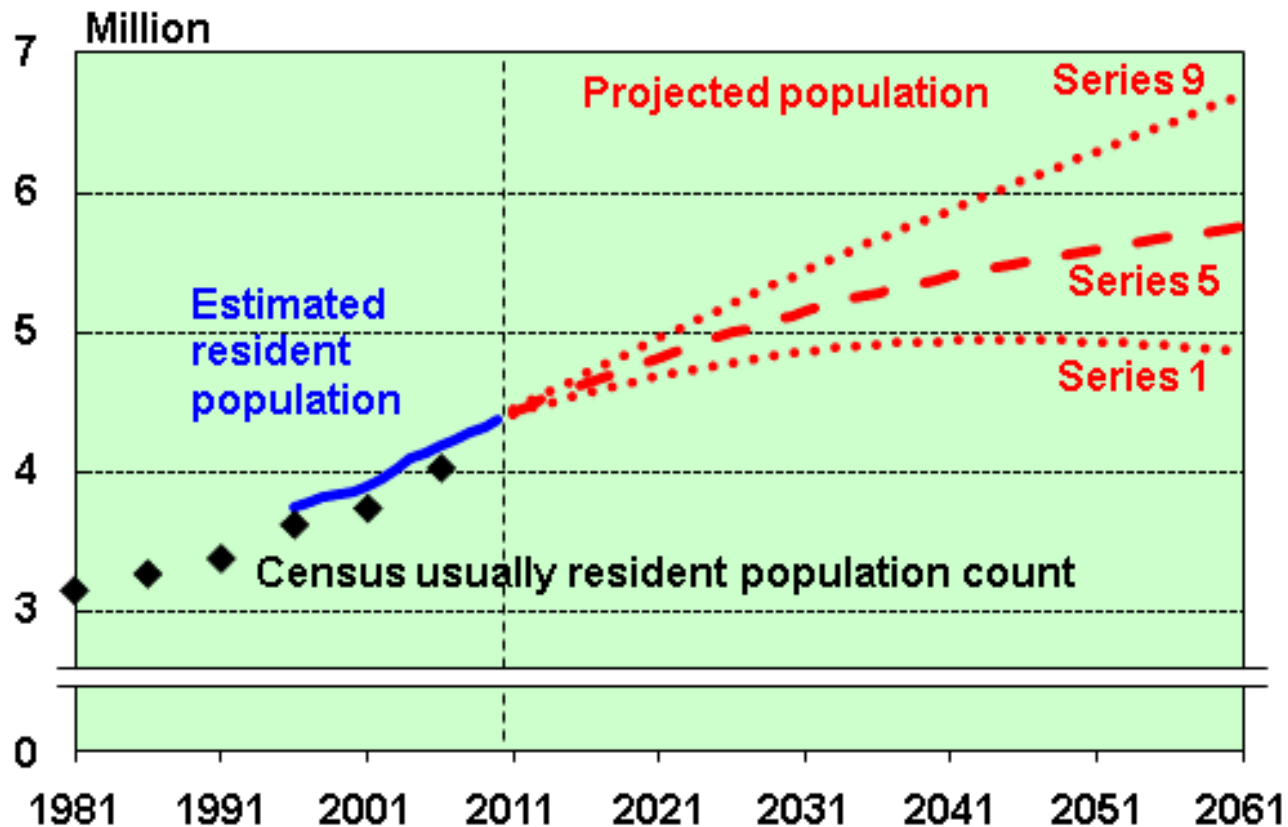
2013 Census products and services

- ⊙ Similar volume to 2006 Census: about 30 products
- ⊙ Consistency and quality of existing products
- ⊙ Information gaps addressed, more on:
 - families & households
 - transport
 - communications
 - work
 - ethnicity

When will 2013 Census data be available?

- ◎ First release of data
 - Will to be late 2013
 - Will include full customisable dataset
- ◎ Phased release of products
 - throughout 2013 and 2014

Census counts, estimates and projections – the national picture



Strengths and weaknesses:

Population estimates (and projections)

- ⊙ The best available measure of how many people usually live in an area
 - by age, sex, ethnic group
- ⊙ Estimates/projections tend to be more accurate for:
 - larger geographic areas
 - areas with stable populations and/or stable migration patterns
 - ages 30 years and over
 - years closest to base starting-point (census)
 - updated projections (within an intercensal period)
- ⊙ Importance of national-level estimates/projections
 - given top-down approach

Alternative data sources for census variables

Home

Browse for stats

Tools and Services

Surveys and Methods

About us

Statistics NZ Home > Census > About 2011 Census > **Alternative sources of data for 2011 Census variables**

Alternative sources of data for 2011 Census variables

Table of contents

1. [Census variables by category](#)
2. [Variables about population structure](#)
3. [Variables about where people live](#)
4. [Variables about ethnicity and culture](#)
5. [Variables about education](#)
6. [Variables about work](#)
7. [Variables about income](#)
8. [Variables about families and households](#)
9. [Variables about housing](#)
10. [Variables about health](#)
11. [Variables about disability](#)

Source: www.stats.govt.nz/census

Industry

Alternative data sources	Limitations
<p><u>Household Economic Survey (HES)</u></p> <ul style="list-style-type: none"> ● National ● Three-yearly ● Last published Nov 2010 <p>Source: Statistics NZ</p>	<ul style="list-style-type: none"> ● Small sample size ● No geographic breakdown below national level ● Coded from direct response
<p><u>Household Labour Force Survey (HLFS)</u></p> <ul style="list-style-type: none"> ● Regional coverage (territorial authority level also possible if cell count is greater than 1,000) ● Quarterly ● Last published Aug 2011 <p>Source: Statistics NZ</p>	<ul style="list-style-type: none"> ● Sampling errors high for certain population sub-groups ● Survey limited to private households only ● Only covers population aged 15 years and over
<p><u>Survey of Family, Income and Employment (SoFIE)</u></p> <ul style="list-style-type: none"> ● National coverage ● Annual that ran for eight years ● Last published Mar 2008 <p>Source: Statistics NZ</p>	<ul style="list-style-type: none"> ● Sample less representative of population as time goes on due to sample loss (because survey is longitudinal rather than cross-sectional)
<p><u>Linked Employer-Employee Database (LEED)</u></p> <ul style="list-style-type: none"> ● Regional coverage ● Annual ● Last published May 2011 <p>Source: Statistics NZ</p>	<ul style="list-style-type: none"> ● Cannot provide statistics for sector by industry

NZ Labour Market Forum

Occupation

Alternative data sources	Limitations
<p><u>Household Economic Survey (HES)</u></p> <ul style="list-style-type: none"> ● National coverage ● Three-yearly ● Last published Nov 2010 <p>Source: Statistics NZ</p>	<ul style="list-style-type: none"> ● Small sample size ● No geographic breakdown below national level ● Uses usual hours rather than actual hours and includes overtime ● Sampling errors high for certain population sub-groups
<p><u>Household Labour Force Survey (HLFS)</u></p> <ul style="list-style-type: none"> ● Regional coverage (territorial authority level also possible if cell count is greater than 1,000) ● Quarterly ● Last published Aug 2011 <p>Source: Statistics NZ</p>	<ul style="list-style-type: none"> ● Sampling errors high for certain population sub-groups ● Survey limited to private households only ● Only covers population aged 15 years and over
<p><u>Labour Cost Index (LCI)</u></p> <ul style="list-style-type: none"> ● National coverage ● Quarterly ● Last published Aug 2011 <p>Source: Statistics NZ</p>	<ul style="list-style-type: none"> ● Purposively selected sample of employers ● No regional or gender breakdowns
<p><u>Survey of Family Income and Employment (SoFIE)</u></p> <ul style="list-style-type: none"> ● National coverage ● Annual that ran for eight years ● Last published Mar 2008 <p>Source: Statistics NZ</p>	<ul style="list-style-type: none"> ● Sample less representative of population as time goes on due to sample loss (because survey is longitudinal rather than cross-sectional)
<p><u>General Social Survey (GSS)</u></p>	<ul style="list-style-type: none"> ● Small sample size ● Sampling errors high for certain population sub-groups

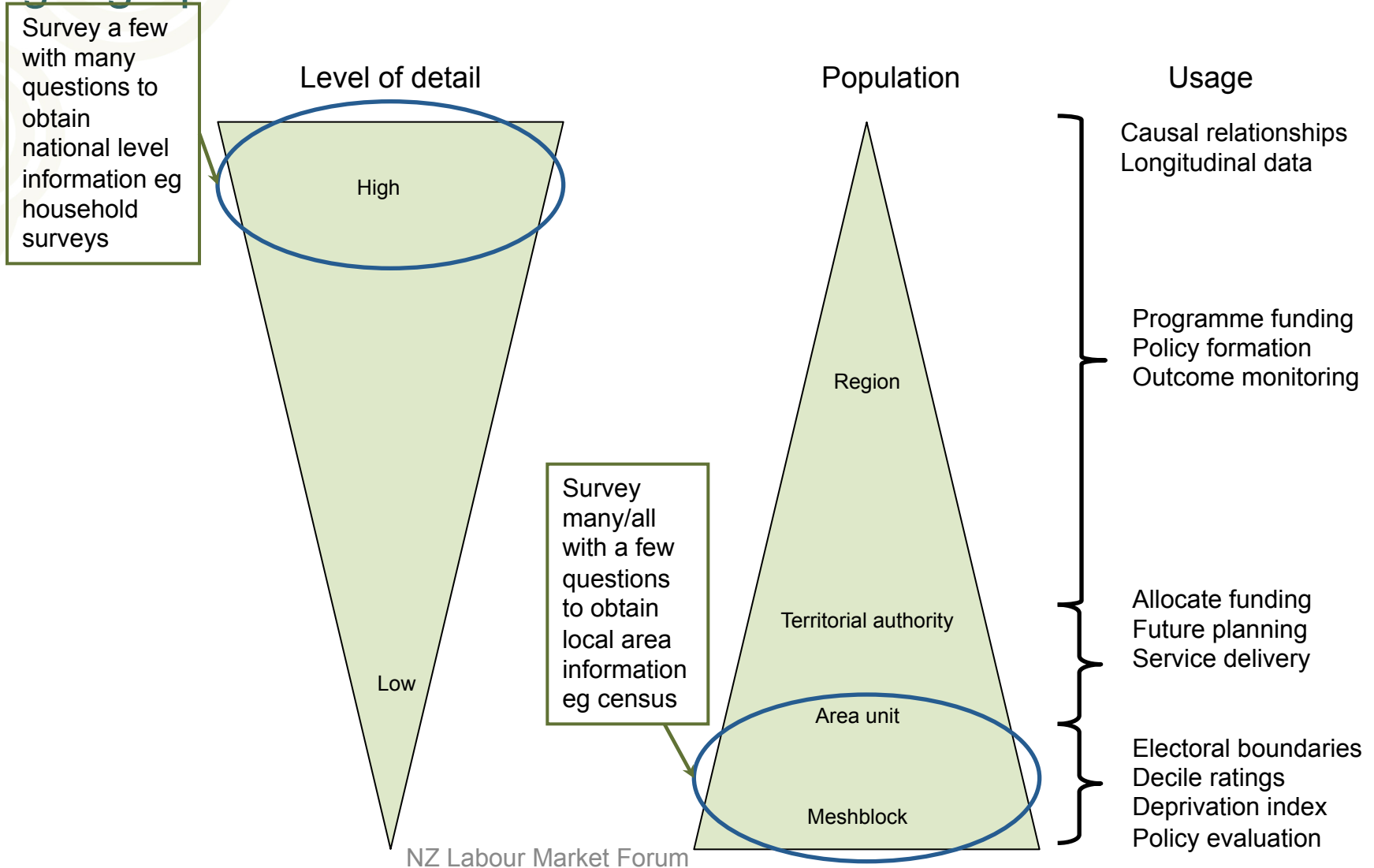
NZ Labour Market Forum

Highest qualification

Alternative data sources	Limitations
<p><u>Household Economic Survey (HES)</u></p> <ul style="list-style-type: none"> ● National coverage ● Three-yearly ● Last published Nov 2010 <p>Source: Statistics NZ</p>	<ul style="list-style-type: none"> ● Small sample size ● No geographic breakdown below national level ● Survey limited to private households only ● Sample errors high for certain population sub-groups
<p><u>Survey of Family, Income and Employment (SoFIE)</u></p> <ul style="list-style-type: none"> ● Covers larger regional areas ● Annual that ran for eight years ● Last published Mar 2008 <p>Source: Statistics NZ</p>	<ul style="list-style-type: none"> ● Less representative sample of population as time goes on due to sample loss (because survey is longitudinal rather than cross-sectional) ● Small sample size ● Survey limited to private households only
<p><u>Household Labour Force Survey (HLFS)</u></p> <ul style="list-style-type: none"> ● Regional coverage (territorial authority also available if cell count is more than 1,000) ● Quarterly ● Last published Aug 2011 <p>Source: Statistics NZ</p>	<ul style="list-style-type: none"> ● Sampling errors high for certain population sub-groups ● Only covers population aged 15 years and over ● Survey limited to private households only
<p><u>Student Loans and Allowances</u></p> <ul style="list-style-type: none"> ● National coverage ● Annual ● Last published Dec 2010 <p>Source: Statistics NZ</p>	<ul style="list-style-type: none"> ● Highest secondary school qualification as at time of enrolment in a New Zealand tertiary institution ● Provides data only for those enrolling in a New Zealand tertiary institution and seeking student loans and/or student allowances ● NZ enrolment and qualification information for all students from 1997 onwards
<p><u>General Social Survey (GSS)</u></p> <ul style="list-style-type: none"> ● National coverage (some limited data at regional level) ● Two-yearly ● Last published Oct 2009 	<ul style="list-style-type: none"> ● Small sample size ● Survey limited to private households only ● Only covers population aged 15 years and over ● Sample errors high for certain population sub-groups

NZ Labour Market Forum

Relationship between information needs and geographies



Future Census - Current position

- ⊙ 2018 Census – unless further change to legislation
- ⊙ Considerable work being done looking into the longer term future of the Census.

Census Transformation Strategy

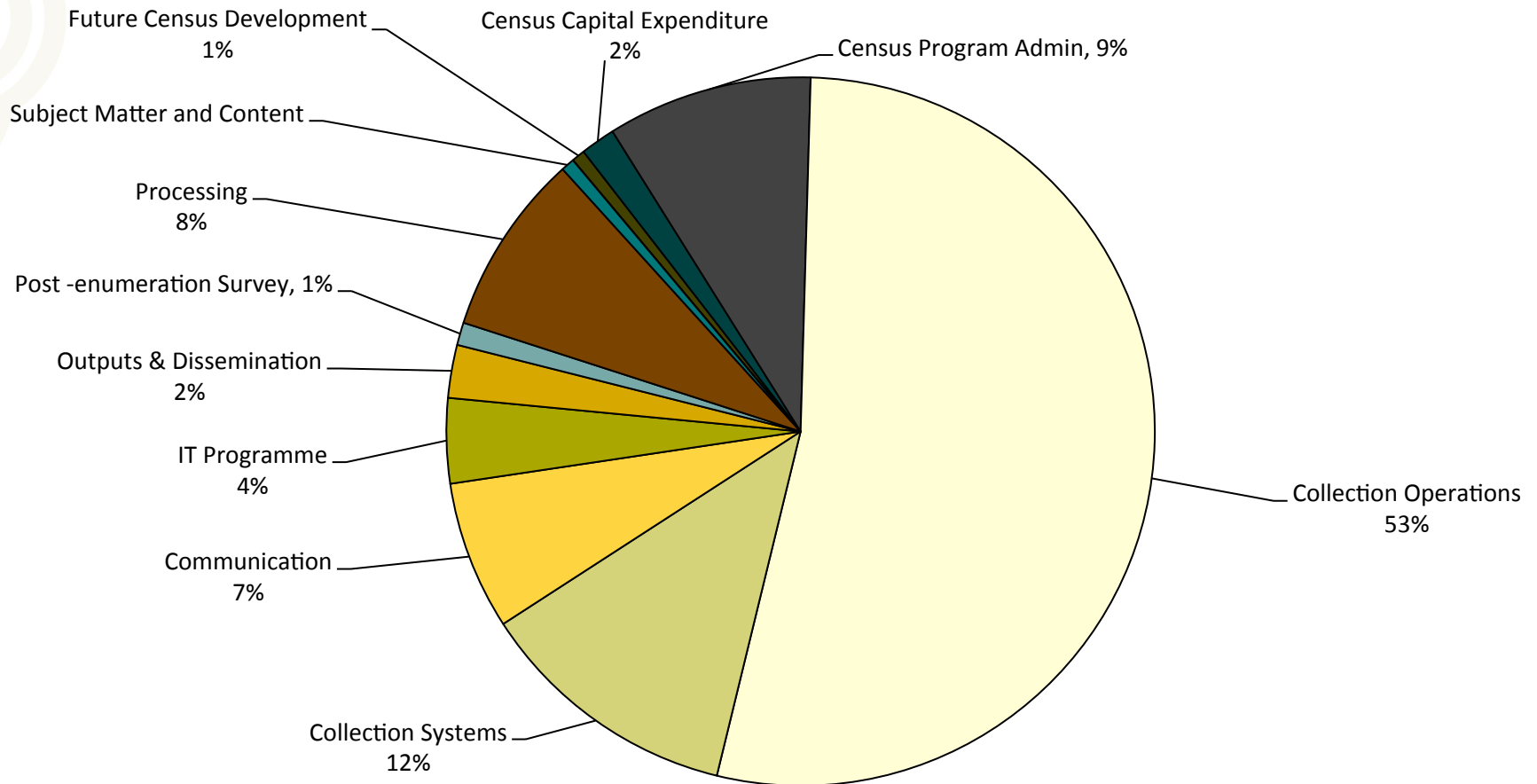
DRAFT

- ◎ VISION (long-term)
 - Administrative census (large survey support?)
- ◎ LONG-TERM GOALS
 1. Maximise value from census information
 2. Reduce costs of providing census information
- ◎ PREFERRED OPTION in the meantime
 - 5 yearly census with reduced cost structure (transformed Collection) and added value outputs

The current census picture

2011 Census appropriation = \$89m, budget = \$90.4m

Was delivering within budget when deferred



NZ Labour Market Forum

Quality issues with census variations

Census model	Frequency	Ability to maintain population statistics	Census content
Register - based	Annual	Automatically maintained	Unknown as yet
Existing administrative sources	Annual	Low	Unknown as yet
5 - yearly	5 years	Good	Good
10 - yearly	10 years	Low	Low
10 year short form with annual census survey	10 - year short form with annual census survey	Low	Possibly good (dependent on sample size)
Rolling Census	Annual	Possibly good (dependent on ability to capture mobile population)	Good

NZ Labour Market Forum

More information

Statistics

- ◎ www.stats.govt.nz/census
- ◎ www.stats.govt.nz/estimates-projections

TOPSS and Future Census

- ◎ Future.census@stats.govt.nz

2013 Census specific enquiries

- ◎ census.external.relations@stats.govt.nz

Technical and/or population enquiries

- ◎ demography@stats.govt.nz

International cost comparisons (2011 \$NZ)

	United Kingdom	United States	Australia	Canada	New Zealand
Cost per person	\$18.46	\$54.47	\$26.26	\$24.56	\$20.03
Cost per dwelling	\$40.69	\$125.62	\$64.63	\$56.23	\$51.62
Total budget	\$1,028 million	\$16,832 million	\$591 million	\$848 million	\$90 million

NZ Labour Market Forum

Spheres of census transformation activity

